

Print your chosen design/templates from the *Quilters Companion* website. Before printing, check the Print dialog box – it is important that in the field next to the words “Page Scaling” you have selected “None” to ensure your design/templates print out at 100%.

QUILTERS COMPANION

Copyright Universal Magazines

Quilters Companion Inspired by Vintage Quilts No.1


COMPASSES AND VINES

PART A

1



Inner edge of border



Join to COMPASSES AND VINES PART A 2

Join to COMPASSES AND VINES PART A 8

Print your chosen design/templates from the *Quilters Companion* website. Before printing, check the Print dialog box – it is important that in the field next to the words “Page Scaling” you have selected “None” to ensure your design/templates print out at 100%.

QUILTERS COMPANION

Copyright Universal Magazines

Quilters Companion Inspired by Vintage Quilts No.1

COMPASSES AND VINES

PART A

2

Pattern repeat

Join to COMPASSES AND VINES PART A 1

Join to COMPASSES AND VINES PART A 3

Join to COMPASSES AND VINES PART A 7

Print your chosen design/templates from the *Quilters Companion* website. Before printing, check the Print dialog box – it is important that in the field next to the words “Page Scaling” you have selected “None” to ensure your design/templates print out at 100%.

QUILTERS COMPANION

Copyright Universal Magazines

Quilters Companion Inspired by Vintage Quilts No.1

COMPASSES AND VINES

PART A

3

Join to COMPASSES AND VINES PART A 2

Join to COMPASSES AND VINES PART A 4

Join to COMPASSES AND VINES PART A 6

Print your chosen design/templates from the *Quilters Companion* website. Before printing, check the Print dialog box – it is important that in the field next to the words “Page Scaling” you have selected “None” to ensure your design/templates print out at 100%.

QUILTERS COMPANION


Copyright Universal Magazines

Quilters Companion Inspired by Vintage Quilts No.1

COMPASSES AND VINES

PART A

4



Print your chosen design/templates from the *Quilters Companion* website. Before printing, check the Print dialog box – it is important that in the field next to the words “Page Scaling” you have selected “None” to ensure your design/templates print out at 100%.

QUILTERS COMPANION

Copyright Universal Magazines

Quilters Companion Inspired by Vintage Quilts No.1

COMPASSES AND VINES

PART A

5

Join to COMPASSES AND VINES PART A 4

Join to COMPASSES AND VINES PART A 6

Print your chosen design/templates from the *Quilters Companion* website. Before printing, check the Print dialog box – it is important that in the field next to the words “Page Scaling” you have selected “None” to ensure your design/templates print out at 100%.

QUILTERS COMPANION

Copyright Universal Magazines


Quilters Companion Inspired by Vintage Quilts No.1

COMPASSES AND VINES

PART A

6

Join to COMPASSES AND VINES PART A 3



Outside edge of quilt

Join to COMPASSES AND VINES PART A 7

Join to COMPASSES AND VINES PART A 5

Print your chosen design/templates from the *Quilters Companion* website. Before printing, check the Print dialog box – it is important that in the field next to the words “Page Scaling” you have selected “None” to ensure your design/templates print out at 100%.

QUILTERS COMPANION

Copyright Universal Magazines

Quilters Companion Inspired by Vintage Quilts No.1


COMPASSES AND VINES

PART A

7

Join to COMPASSES AND VINES PART A 2

Compasses and Vines Quilt
Border Appliqué
Part A



Join to COMPASSES AND VINES PART A 8

Join to COMPASSES AND VINES PART A 6

Print your chosen design/templates from the *Quilters Companion* website. Before printing, check the Print dialog box – it is important that in the field next to the words “Page Scaling” you have selected “None” to ensure your design/templates print out at 100%.

QUILTERS COMPANION

Copyright Universal Magazines

Quilters Companion Inspired by Vintage Quilts No.1

COMPASSES AND VINES

PART A

8

Join to COMPASSES AND VINES PART A 1

