

Print your chosen design/templates from the *Quilters Companion* website. Before printing, check the Print dialog box – it is important that in the field next to the words “Page Scaling” you have selected “None” to ensure your design/templates print out at 100%.


Quilters COMPANION

Copyright Universal Magazines

QC Creative Stash and Scrap Quilts No. 1.

BLING BLING BALTIMORE - BLOCK 4

1



Print your chosen design/templates from the *Quilters Companion* website. Before printing, check the Print dialog box – it is important that in the field next to the words “Page Scaling” you have selected “None” to ensure your design/templates print out at 100%.


Quilters COMPANION

Copyright Universal Magazines

QC Creative Stash and Scrap Quilts No. 1.

BLING BLING BALTIMORE - BLOCK 4

2



Print your chosen design/templates from the *Quilters Companion* website. Before printing, check the Print dialog box – it is important that in the field next to the words “Page Scaling” you have selected “None” to ensure your design/templates print out at 100%.


Quilters COMPANION

Copyright Universal Magazines

QC Creative Stash and Scrap Quilts No. 1.

BLING BLING BALTIMORE - BLOCK 4

3




Print your chosen design/templates from the *Quilters Companion* website. Before printing, check the Print dialog box – it is important that in the field next to the words “Page Scaling” you have selected “None” to ensure your design/templates print out at 100%.

Quilters COMPANION

Copyright Universal Magazines

QC Creative Stash and Scrap Quilts No. 1.

BLING BLING BALTIMORE - BLOCK 4



Print your chosen design/templates from the *Quilters Companion* website. Before printing, check the Print dialog box – it is important that in the field next to the words “Page Scaling” you have selected “None” to ensure your design/templates print out at 100%.

Quilters COMPANION


Copyright Universal Magazines

QC Creative Stash and Scrap Quilts No. 1.

BLING BLING BALTIMORE - BLOCK 4

Join to BLING BLING BALTIMORE 2

5



Bling Bling Baltimore
Block 4

Print your chosen design/templates from the *Quilters Companion* website. Before printing, check the Print dialog box – it is important that in the field next to the words “Page Scaling” you have selected “None” to ensure your design/templates print out at 100%.

Quilters COMPANION


Copyright Universal Magazines

QC Creative Stash and Scrap Quilts No. 1.

BLING BLING BALTIMORE - BLOCK 4

Join to BLING BLING BALTIMORE 1

6



Join to BLING BLING BALTIMORE 5

Print your chosen design/templates from the *Quilters Companion* website. Before printing, check the Print dialog box – it is important that in the field next to the words “Page Scaling” you have selected “None” to ensure your design/templates print out at 100%.

Quilters COMPANION

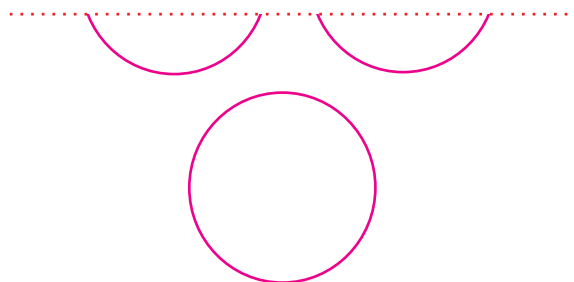
Copyright Universal Magazines

QC Creative Stash and Scrap Quilts No. 1.

BLING BLING BALTIMORE - BLOCK 4

7

Join to BLING BLING BALTIMORE 6



Print your chosen design/templates from the *Quilters Companion* website. Before printing, check the Print dialog box – it is important that in the field next to the words “Page Scaling” you have selected “None” to ensure your design/templates print out at 100%.

Quilters COMPANION

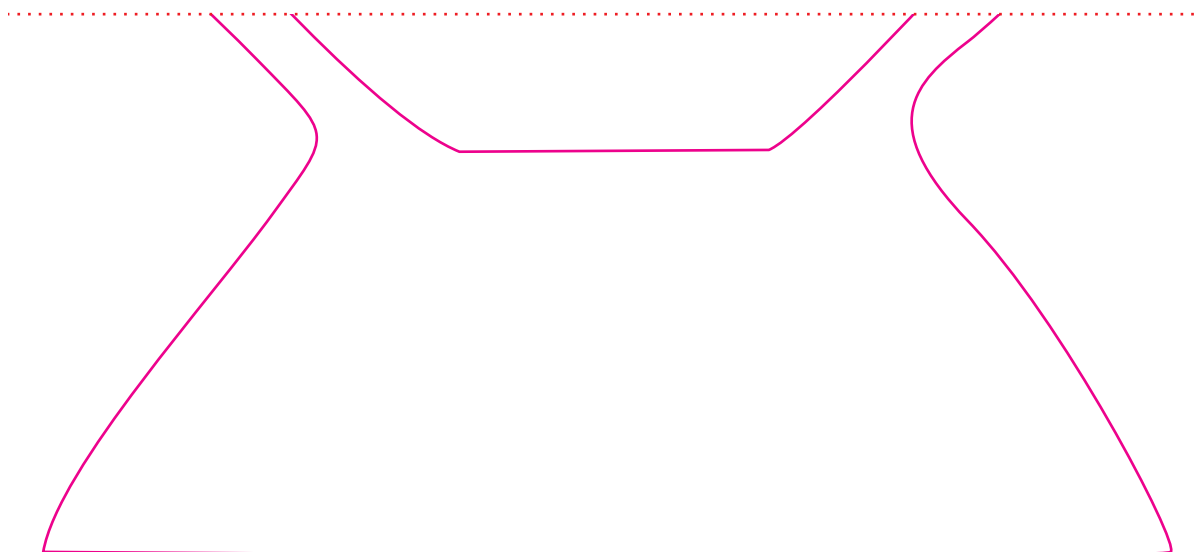
Copyright Universal Magazines

QC Creative Stash and Scrap Quilts No. 1.

BLING BLING BALTIMORE - BLOCK 4

8

Join to BLING BLING BALTIMORE 5



Print your chosen design/templates from the *Quilters Companion* website. Before printing, check the Print dialog box – it is important that in the field next to the words “Page Scaling” you have selected “None” to ensure your design/templates print out at 100%.

Quilters COMPANION

Copyright Universal Magazines

QC Creative Stash and Scrap Quilts No. 1.

BLING BLING BALTIMORE - BLOCK 4

9

Join to BLING BLING BALTIMORE 4

