


Print your chosen design/templates from the *Quilters Companion* website. Before printing, check the Print dialog box – it is important that in the field next to the words “Page Scaling” you have selected “None” to ensure your design/templates print out at 100%.

# Quilters COMPANION

Copyright Universal Magazines  
QC#86 Vol.16 No.4 July/August 2017  
JINGLE BELLS TABLE RUNNER

1



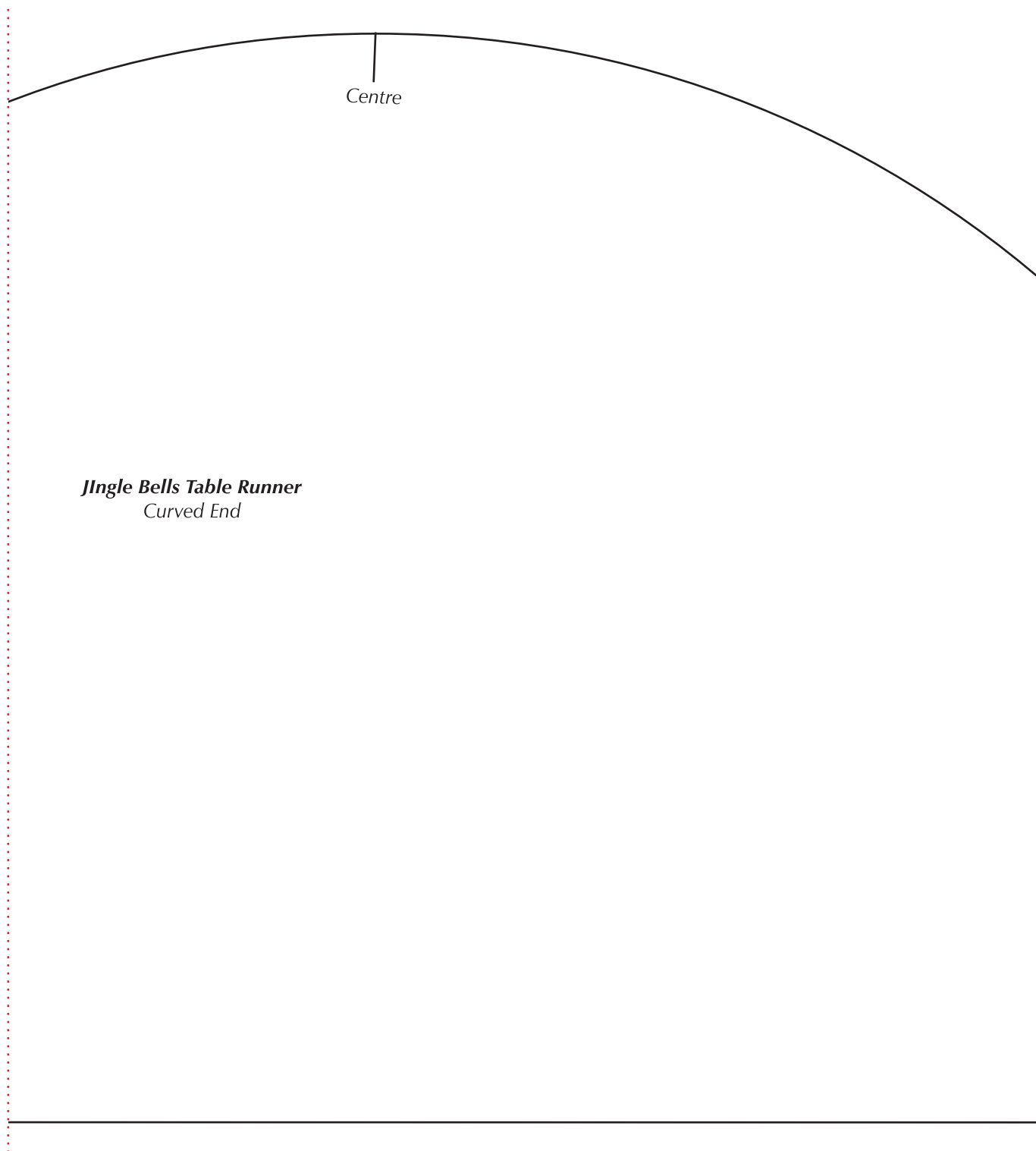
Join to JINGLE BELLS TABLE RUNNER 2

Print your chosen design/templates from the *Quilters Companion* website. Before printing, check the Print dialog box – it is important that in the field next to the words “Page Scaling” you have selected “None” to ensure your design/templates print out at 100%.

# Quilters COMPANION

Copyright Universal Magazines  
QC#86 Vol.16 No.4 July/August 2017  
JINGLE BELLS TABLE RUNNER

2



Join to JINGLE BELLS TABLE RUNNER 1

Join to JINGLE BELLS TABLE RUNNER 3

Print your chosen design/templates from the *Quilters Companion* website. Before printing, check the Print dialog box – it is important that in the field next to the words “Page Scaling” you have selected “None” to ensure your design/templates print out at 100%.

# Quilters COMPANION

Copyright Universal Magazines  
QC#86 Vol.16 No.4 July/August 2017  
JINGLE BELLS TABLE RUNNER

3

Join to JINGLE BELLS TABLE RUNNER 2



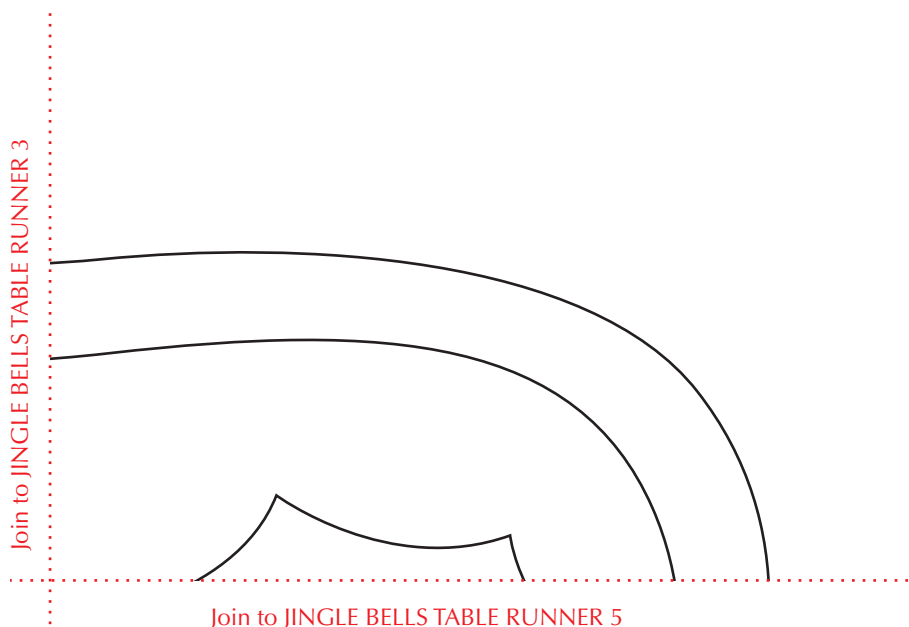
Join to JINGLE BELLS TABLE RUNNER 4

Print your chosen design/templates from the *Quilters Companion* website. Before printing, check the Print dialog box – it is important that in the field next to the words “Page Scaling” you have selected “None” to ensure your design/templates print out at 100%.

# Quilters COMPANION

Copyright Universal Magazines  
QC#86 Vol.16 No.4 July/August 2017  
JINGLE BELLS TABLE RUNNER

4




Print your chosen design/templates from the *Quilters Companion* website. Before printing, check the Print dialog box – it is important that in the field next to the words “Page Scaling” you have selected “None” to ensure your design/templates print out at 100%.

# Quilters COMPANION

Copyright Universal Magazines  
QC#86 Vol.16 No.4 July/August 2017  
JINGLE BELLS TABLE RUNNER

5



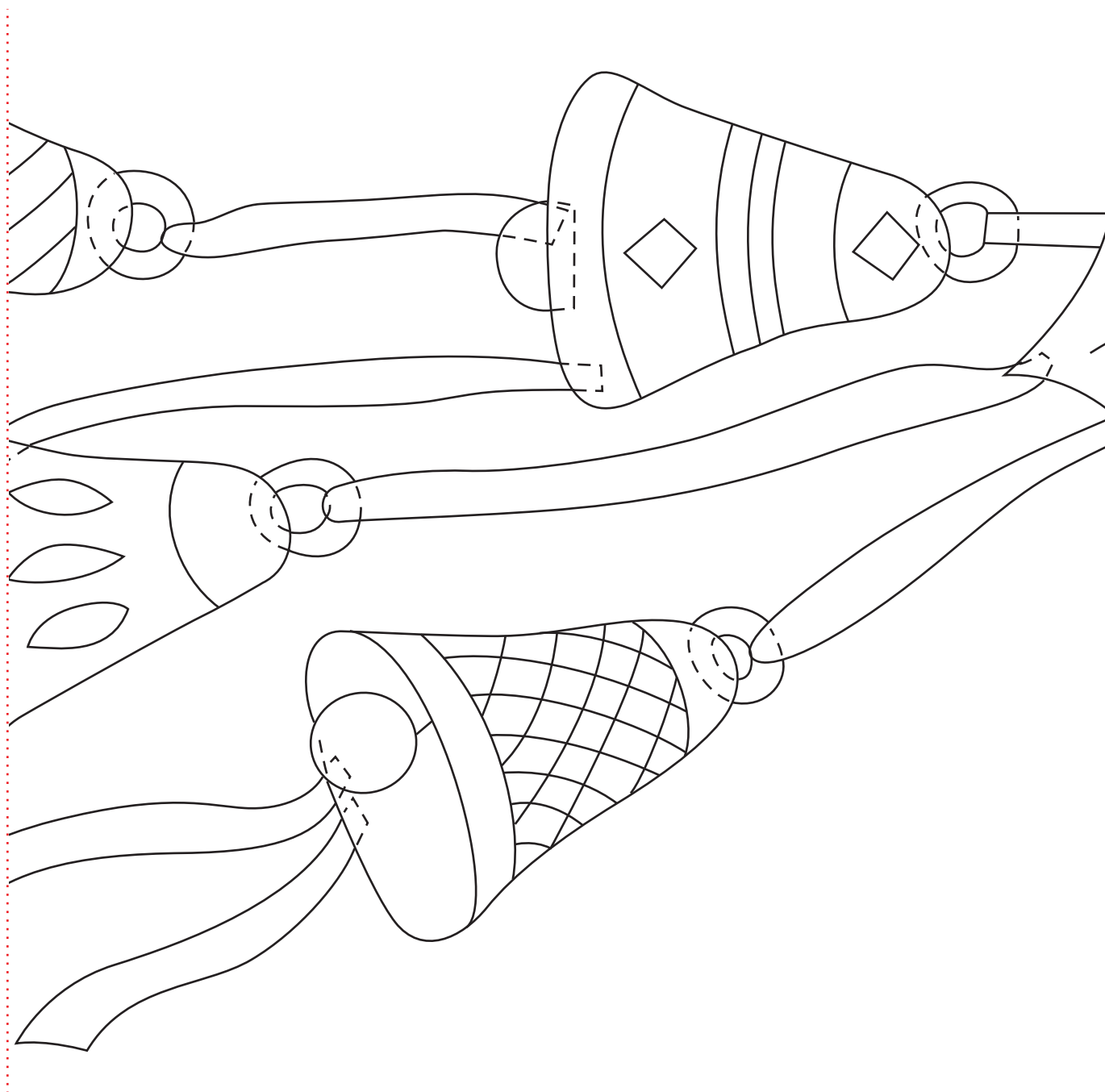
Print your chosen design/templates from the *Quilters Companion* website. Before printing, check the Print dialog box – it is important that in the field next to the words “Page Scaling” you have selected “None” to ensure your design/templates print out at 100%.

# Quilters COMPANION

Copyright Universal Magazines  
QC#86 Vol.16 No.4 July/August 2017  
JINGLE BELLS TABLE RUNNER

6

Join to JINGLE BELLS TABLE RUNNER 7



Join to JINGLE BELLS TABLE RUNNER 5

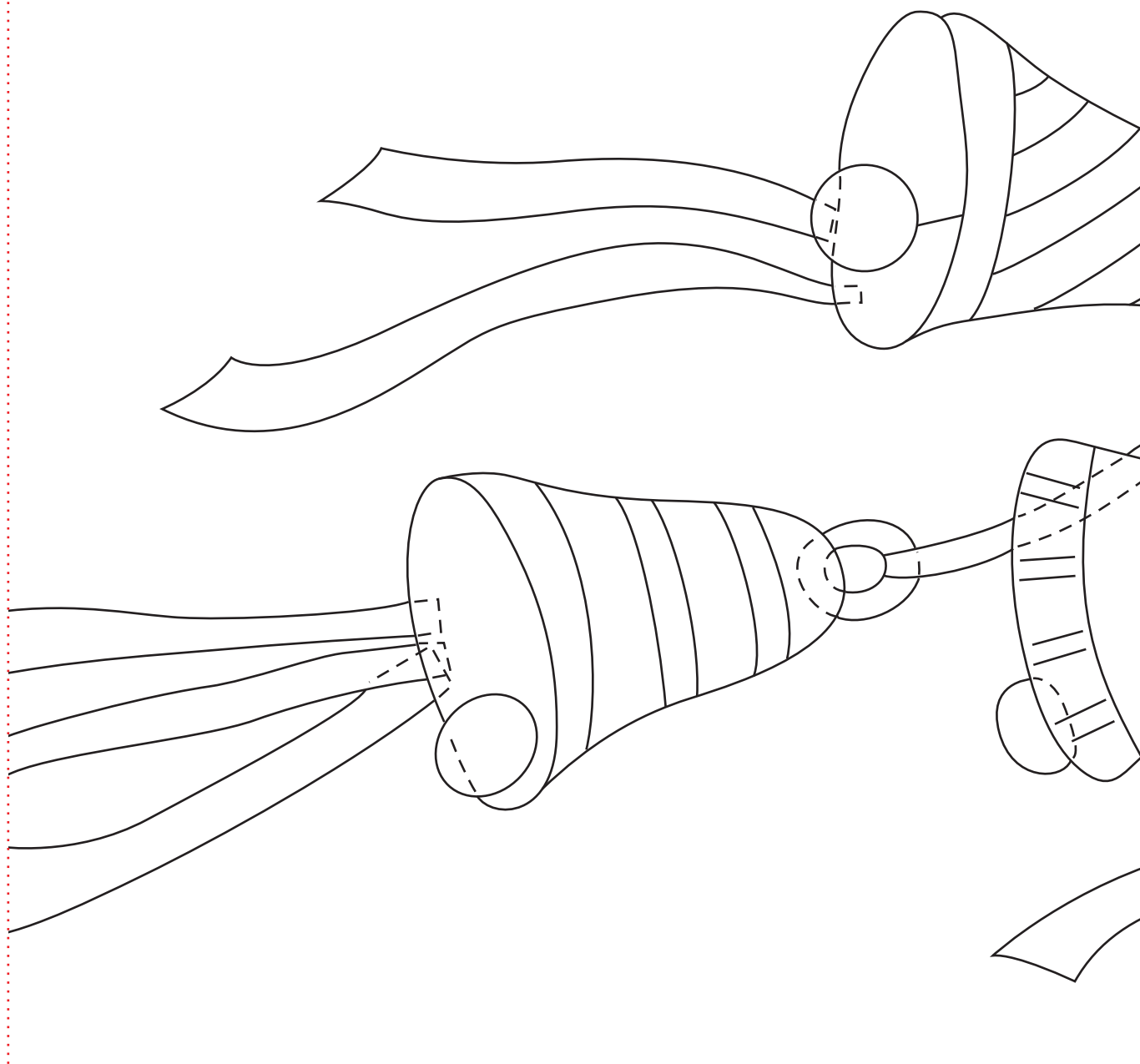
Print your chosen design/templates from the *Quilters Companion* website. Before printing, check the Print dialog box – it is important that in the field next to the words “Page Scaling” you have selected “None” to ensure your design/templates print out at 100%.

# Quilters COMPANION

Copyright Universal Magazines  
QC#86 Vol.16 No.4 July/August 2017  
JINGLE BELLS TABLE RUNNER

7

Join to JINGLE BELLS TABLE RUNNER 8



Join to JINGLE BELLS TABLE RUNNER 6

Print your chosen design/templates from the *Quilters Companion* website. Before printing, check the Print dialog box – it is important that in the field next to the words “Page Scaling” you have selected “None” to ensure your design/templates print out at 100%.

# Quilters COMPANION

Copyright Universal Magazines  
QC#86 Vol.16 No.4 July/August 2017  
JINGLE BELLS TABLE RUNNER

8

