


Print your chosen design/templates from the *Quilters Companion* website. Before printing, check the Print dialog box – it is important that in the field next to the words “Page Scaling” you have selected “None” to ensure your design/templates print out at 100%.

Quilters COMPANION

Copyright Universal Magazines
QC#88 Vol.16 No.6 November/December 2017

ECLIPSE

1



Eclipse
Large Circle

Join to ECLIPSE 2

Print your chosen design/templates from the *Quilters Companion* website. Before printing, check the Print dialog box – it is important that in the field next to the words “Page Scaling” you have selected “None” to ensure your design/templates print out at 100%.



Quilters COMPANION

Copyright Universal Magazines
QC#88 Vol.16 No.6 November/December 2017

ECLIPSE

2

Join to ELIPSE 1



Eclipse
Small Circle

Print your chosen design/templates from the *Quilters Companion* website. Before printing, check the Print dialog box – it is important that in the field next to the words “Page Scaling” you have selected “None” to ensure your design/templates print out at 100%.

Quilters COMPANION

Copyright Universal Magazines
QC#88 Vol.16 No.6 November/December 2017

ECLIPSE

3

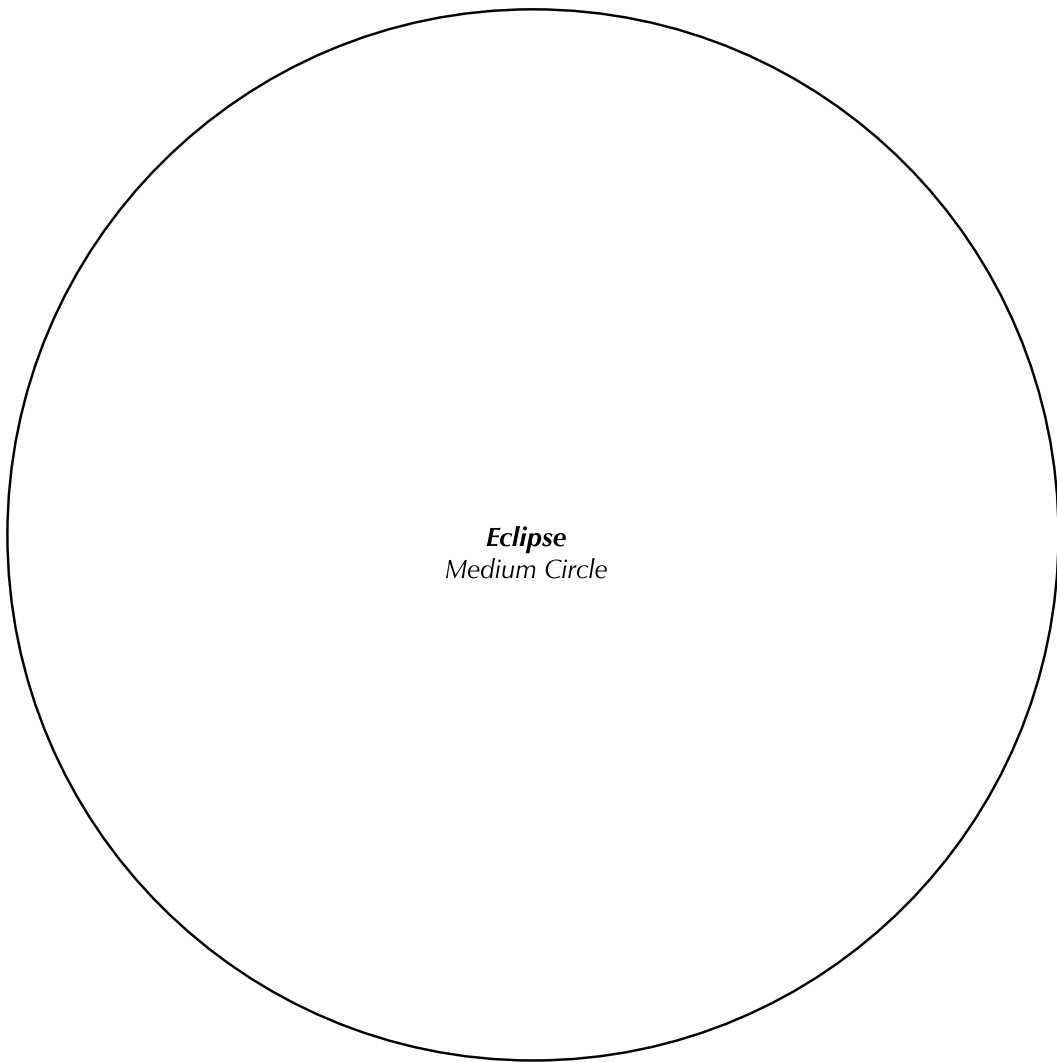


Print your chosen design/templates from the *Quilters Companion* website. Before printing, check the Print dialog box – it is important that in the field next to the words “Page Scaling” you have selected “None” to ensure your design/templates print out at 100%.

Quilters COMPANION

Copyright Universal Magazines
QC#88 Vol.16 No.6 November/December 2017
ECLIPSE

4



Eclipse
Medium Circle